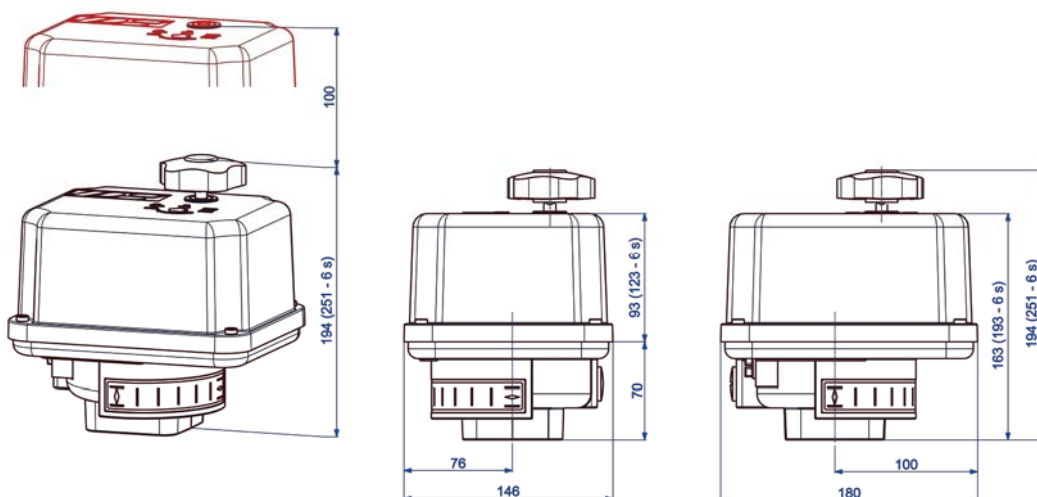


# Electric Quarter Turn Actuator

**PSR-E25**



**25 Nm**

max. Torque

**9 / 17 s**

Operating time/90°

**Flange F04 F05 F07\***

acc. to ISO 5211

Actuator

**Class C**

acc. to EN 15714-2

**Enclosure IP65**

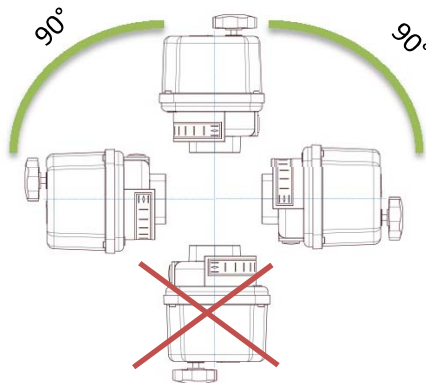
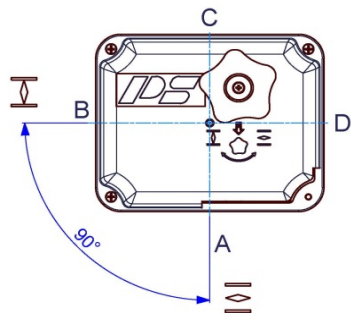
acc. to EN 60529

| Operating time/90°          | 17 s [50Hz] / 14 s [60 Hz]   |            |         |          | 9 s       |
|-----------------------------|--|------------|---------|----------|-----------|
| Power Supply [V]            | 230 VAC 1~   | 115 VAC 1~ | 24 VAC  | 400 V 3~ | 24 VDC    |
| Frequency [Hz]              | 50 / 60  | 50 / 60    | 50 / 60 |          | -         |
| Nominal Current [A]         | 0.08   | 0.15       | 0.8     |          | 0.6       |
| Max. Current [A]            | 0.09   | 0.18       | 0.96    |          | 1.2       |
| Power Consumption [W]       | 17 / 23  | 18 / 20    | 18 / 23 |          | 15        |
| Standard Equipment          |  |            |         |          |           |
| Weight [kg]                 | 2.8  |            |         |          |           |
| Duty Cycle IEC 60034-1,8    | S2 - 20 min, S3/S4 1200 c/h - 25% ED at 25°C   |            |         |          |           |
| Ambient Temperature [°C]    | -25°C to +70°C   |            |         |          |           |
| Motor Protection            | Thermo switch  |            |         |          | Multifuse |
| Add'l Position Switches 2WE | 2 additional position switches included (changeover contact)<br>ampacity: 1 A inductive, 3 A ohmic; max. voltage: 250VAC |            |         |          |           |
| Drive Bush                  | 17 mm double square, drawing see back side   |            |         |          |           |
| Accessories/ Options        | 230 VAC 1~   | 115 VAC 1~ | 24 VAC  |          | 24 VDC    |
| Heating HR                  | retrofittable  |            |         |          |           |
| Potentiometer PD            | retrofittable  |            |         |          |           |
| Position transmitter PSPT   | PSPT02: 2-wire technology; PSPT03: 3-wire technology, retrofittable  |            |         |          |           |
| Adapter for valve shaft     | Options on request   |            |         |          |           |

**PSR-E25**  
**25 Nm**

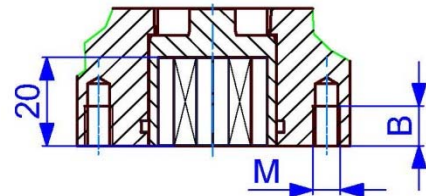
\*Flange details see back side

## Mounting Positions



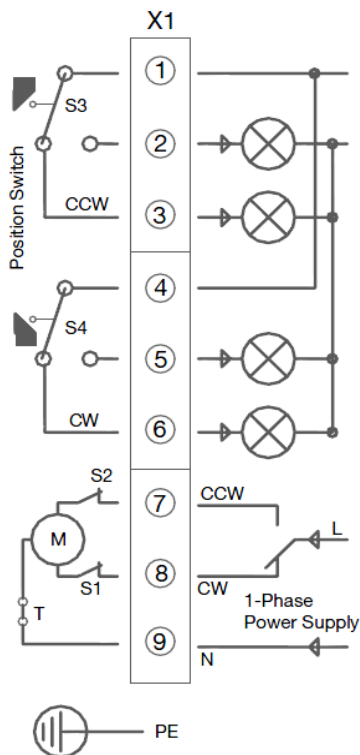
## ISO Flange Dimensions

| F04/05 | F04/07  |
|--------|---------|
| M5/M6  | M5/M8   |
| 8/9 mm | 8/12 mm |

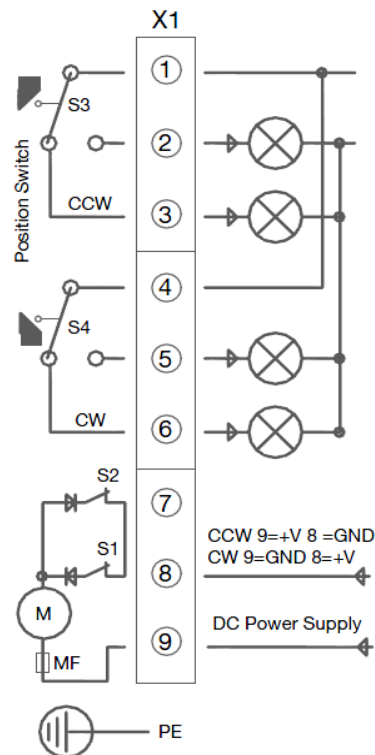


## Electric Wiring Diagram

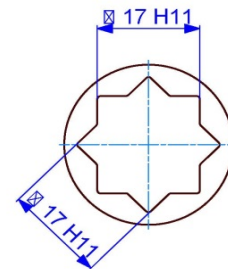
### 230, 115, 24 VAC 1~



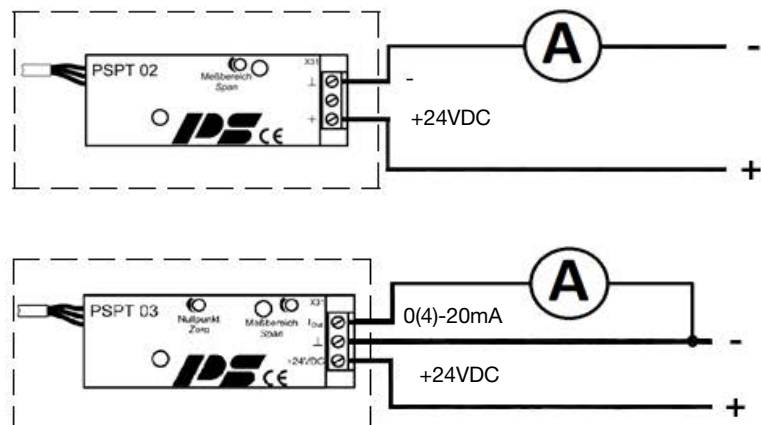
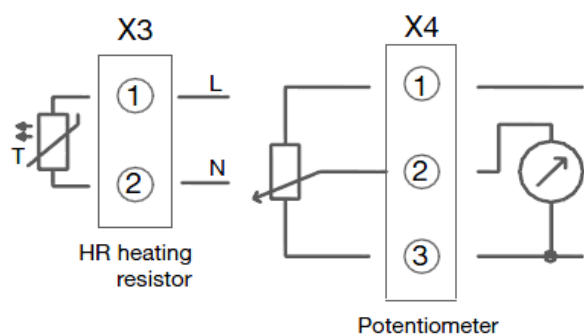
### 24 VDC



## Double Square Drive



## Options



Subject to changes!